

Canadian Equity Funds Canadian Equity Low Volatility (TD)

Fund code: 888

Portfolio manager

TD



Why consider this Fund?

- For investors looking to invest in stocks with low volatility of returns, which are believed to be less risky than the overall market.
- Employs mathematical or statistical models to analyze market data and identify investment opportunities.

Investment style and other characteristics

- Style: Quantitative
- The objective of the Fund is to provide market-like returns with less volatility than the index, over the long term.
- Diversified portfolio of Canadian companies.
- Expected to outperform in declining markets.
- Will exhibit high tracking error relative to the index.

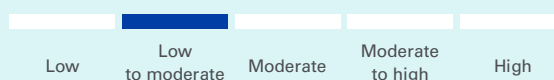
Currency hedging strategy

Unhedged

¹ S&P/TSX Composite Index

Please refer to the Legal Notices at the end of this publication for more information about these Indexes.

Risk level



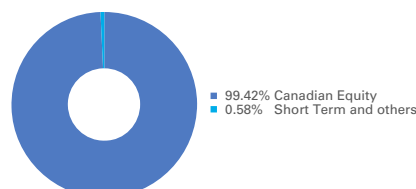
Fund's net asset: 9.0 million

Inception date: August 2012

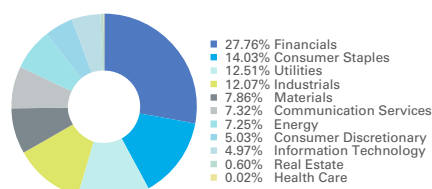
Launch date: August 2012

Underlying fund name: TD Emerald Low Volatility Canadian Equity Pooled Fund Trust
Net assets: 2,385.2 million
Inception date: September 2009

Asset mix



Sector allocation



Top holdings

(Total number of investments: 87)

Intact Financial Corp.	4.00%
Metro Inc.	4.00%
Dollarama Inc.	3.78%
Great-West Lifeco Inc.	3.74%
Royal Bank of Canada	3.71%
Fortis Inc.	3.56%
Loblaws Cos. Ltd.	3.49%
Hydro One Ltd.	3.47%
Thomson Reuters Corp.	3.31%
Waste Connections Inc.	3.23%
Total	36.29%

Growth of \$10,000

Change in value for the Fund, using the year-by-year gross returns shown below.




Gross compound returns

	YTD	3 months	6 months	1 year	3 years	5 years	10 years	Since inception
Funds	6.51	6.51	5.93	20.68	7.54	14.06	8.30	9.81
Index¹	1.51	1.51	5.33	15.81	7.77	16.76	8.53	

Annuals returns as at December 31

	2024	2023	2022	2021	2020	2019	2018	2017	2016	2015
Funds	17.79	6.31	-1.84	24.98	-1.37	22.41	-5.00	7.82	17.93	-4.56
Index¹	21.65	11.75	-5.84	25.09	5.59	22.88	-8.89	9.10	21.08	-8.32

Past returns are not indicative of future returns.
Returns before deduction of management and administration fees



Legal Notices

This publication contains information provided by companies not affiliated with iA Financial Group ("Third Party Content Providers"), including, but not limited to, ratings, stock indexes and company-classification systems ("Third Party Content"). Third Party Content is the property of and trademarked by the relevant Third Party Content Provider and has been licensed for use by iA Financial Group.

The information presented in this publication is provided for informational purposes only. iA Financial Group and Third Party Content Providers make no representations or warranties as to the information contained herein and do not guarantee its accuracy, timeliness, completeness or usefulness. iA Financial Group and Third Party Content Providers shall have no liability related to the use or misuse of the information provided herein.

The investment funds offered by iA Financial Group ("Funds") are not sponsored, endorsed, issued, sold or promoted by Third Party Content Providers. The latter shall bear no liability whatsoever with respect to any such Funds. Third Party Content Providers make no express or implied warranties with respect to the Funds, nor do they make any representation regarding the advisability of investing in the Funds.

Financial and economic publications of iA Financial Group are not written, reviewed or approved by Third Party Content Providers.

Any information contained herein may not be copied, used, or distributed without the express consent in writing of iA Financial Group and/or the relevant Third Party Content Provider.

FTSE

Where FTSE indexes are used, or referenced: FTSE International Limited ("FTSE") © FTSE [2025]. FTSE® is a trademark of the London Stock Exchange Group companies and is used by FTSE under licence. "NAREIT®" is a trade mark of the National Association of Real Estate Investments Trusts and "EPRA®" is a trademark of the European Public Real Estate Association and all are used by FTSE under licence.

NASDAQ

Nasdaq®, OMXTM, NASDAQ-100®, and NASDAQ-100 Index®, are registered trademarks of NASDAQ, Inc. and are licensed for use by iA Financial Group.

GICS Classification

Where the Global Industry Classification Standard ("GICS") is used, or referenced: the GICS was developed by and is the exclusive property and a service mark of MSCI Inc. ("MSCI") and Standard & Poor's Financial Services LLC ("S&P") and is licensed for use by iA Financial Group.

MSCI

The International Equity Index Fund, the Global Equity Index ACWI Fund, the Global Stock Account, the European Stock Account and the International Stock Account are each indexed to an MSCI index. MSCI indexes are licenced for use by iA Financial Group.

For more information about the MSCI indexes, visit <https://www.msci.com/indexes>.

INVESTED IN YOU.

iA Financial Group is a business name and trademark of Industrial Alliance Insurance and Financial Services Inc.

1 844 442-4636

ia.ca