



INVESTMENT
FUNDS

Canadian Equity Funds

Canadian Equity Small Cap (iA)

Portfolio manager

iA Global Asset Management



Global Asset Management

Marc Gagnon, MBA, CFA

Jean-René Adam, MSc, CFA

Why consider this Fund?

- For investors looking to invest in smaller, less well-known Canadian companies that are in the early stages of growth.
- Is comfortable with more return volatility.

Investment style and other characteristics

- Style: Growth at a reasonable price
- Invests mainly in securities of Canadian small and mid cap companies.
- May invest up to 30% of the Fund in foreign securities, which will be hedged for currency.

CIFSC category

Canadian Small/Mid Cap Equity

Currency hedging strategy

Unhedged

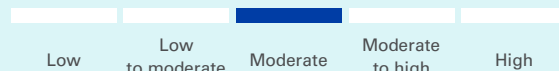
¹ Management expense ratio (GST and HST included).

² The fees applicable to the IAG Savings and Retirement Plan's Classic Series 75/75 are also applicable to My Education+.

³ The Fund is also available in other series or products. For complete codes and MERs, refer to the Fund Codes and Management Expense Ratios (F13-1000A) brochure or the IAG Savings and Retirement Plan Fund Facts or Information Folder and Individual Variable Annuity Contract for more information.

Fund's net asset: 368.6 million
Inception date: January 2014
Launch date IAG SRP: October 2024
Launch date My Education+:
October 2024

Risk level



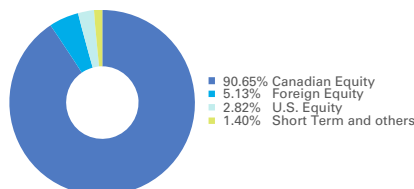
Guarantee Option

Classic Series 75/75
Classic Series 75/75 Prestige 300
Classic Series 75/75 Prestige 500
Series 75/100
Series 75/100 Prestige 300
Series 75/100 Prestige 500

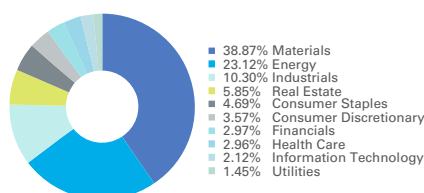
MER¹⁻²⁻³ % Fund Fee Rate %

2.87 -
2.52 -
2.35 -
3.12 0.30
2.75 0.30
2.58 0.30

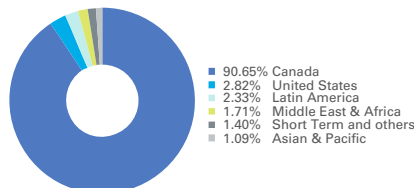
Asset mix



Sector allocation



Geographic allocation



Top holdings

(Total number of investments: 135)

iShares S&P/TSX SmallCap Index ETF	2.69%
Torex Gold Resources Inc.	2.09%
G Mining Ventures Corp.	2.08%
K92 Mining Inc.	1.98%
Discovery Silver Corp.	1.97%
Exchange Income Corp.	1.74%
Dundee Precious Metals Inc.	1.66%
Peyto Exploration & Development Corp.	1.59%
Pan American Silver Corp.	1.54%
Endeavour Silver Corp.	1.50%
Total	18.84%

Growth of \$10,000 - Classic Series 75/75

Change in value for the Fund, using the year-by-year net returns shown below.



Compound returns - Classic Series 75/75

YTD	3 months	6 months	1 year	3 years	5 years	10 years	Since inception
43.45	8.33	29.98	43.45	23.09*	16.81*	13.14*	31.49


Annuals returns as at December 31 - Classic Series 75/75

2025	2024	2023	2022	2021	2020	2019	2018	2017	2016
43.45	20.00*	8.33*	-4.84*	22.56*	21.93*	20.72*	-16.48*	8.97*	17.93*

Past returns are not indicative of future returns.

*Simulation of past returns as if the Fund or series had been in effect for these periods.





Legal Notices

This publication contains information provided by companies not affiliated with iA Financial Group ("Third Party Content Providers"), including, but not limited to, ratings, stock indexes and company-classification systems ("Third Party Content"). Third Party Content is the property of and trademarked by the relevant Third Party Content Provider and has been licensed for use by iA Financial Group.

The information presented in this publication is provided for informational purposes only. iA Financial Group and Third Party Content Providers make no representations or warranties as to the information contained herein and do not guarantee its accuracy, timeliness, completeness or usefulness. iA Financial Group and Third Party Content Providers shall have no liability related to the use or misuse of the information provided herein.

The investment funds offered by iA Financial Group ("Funds") are not sponsored, endorsed, issued, sold or promoted by Third Party Content Providers. The latter shall bear no liability whatsoever with respect to any such Funds. Third Party Content Providers make no express or implied warranties with respect to the Funds, nor do they make any representation regarding the advisability of investing in the Funds.

Financial and economic publications of iA Financial Group are not written, reviewed or approved by Third Party Content Providers.

Any information contained herein may not be copied, used, or distributed without the express consent in writing of iA Financial Group and/or the relevant Third Party Content Provider.

FTSE

Where FTSE indexes are used, or referenced: FTSE International Limited ("FTSE") © FTSE [2025]. FTSE® is a trademark of the London Stock Exchange Group companies and is used by FTSE under licence. "NAREIT®" is a trade mark of the National Association of Real Estate Investments Trusts and "EPRA®" is a trademark of the European Public Real Estate Association and all are used by FTSE under licence.

NASDAQ

Nasdaq®, OMXTM, NASDAQ-100®, and NASDAQ-100 Index®, are registered trademarks of NASDAQ, Inc. and are licensed for use by iA Financial Group.

GICS Classification

Where the Global Industry Classification Standard ("GICS") is used, or referenced: the GICS was developed by and is the exclusive property and a service mark of MSCI Inc. ("MSCI") and Standard & Poor's Financial Services LLC ("S&P") and is licensed for use by iA Financial Group.

MSCI

The International Equity Index Fund, the Global Equity Index ACWI Fund, the Global Stock Account, the European Stock Account and the International Stock Account are each indexed to an MSCI index. MSCI indexes are licenced for use by iA Financial Group.

For more information about the MSCI indexes, visit <https://www.msci.com/indexes>.

INVESTED IN YOU.

iA Financial Group is a business name and trademark of Industrial Alliance Insurance and Financial Services Inc.

1 844 442-4636

ia.ca