



INVESTMENT  
FUNDS

## Specialty Funds U.S. DAQ Index (iA)

### Portfolio manager

iA Global Asset Management



Global Asset Management

Sébastien Vaillancourt, M.Sc., CFA

### Why consider this Fund?

- The Fund aims to closely track the return of the NASDAQ 100 Index, which includes 100 of the largest non-financial companies listed on the NASDAQ Stock Market based on market capitalization.

### Investment style and other characteristics

- Fund managed according to an indexed management approach.
- The Fund's return is subject to fluctuations in the Canadian dollar.

### CIFSC category

U.S. Equity

### Currency hedging strategy

Unhedged

- <sup>1</sup> Management expense ratio (GST and HST included).
- <sup>2</sup> The fees applicable to the IAG Savings and Retirement Plan's Classic Series 75/75 are also applicable to My Education+.
- <sup>3</sup> The Fund is also available in other series or products. For complete codes and MERs, refer to the Fund Codes and Management Expense Ratios (F13-1000A) brochure or the IAG Savings and Retirement Plan Fund Facts or Information Folder and Individual Variable Annuity Contract for more information.

Fund's net asset: 2,412.4 million  
Inception date: September 1999  
Launch date IAG SRP: January 2011  
Launch date My Education+:  
June 2016

### Risk level

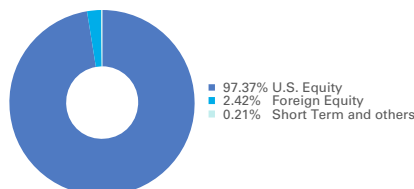
Low Low to moderate Moderate Moderate to high High

### Guarantee Option

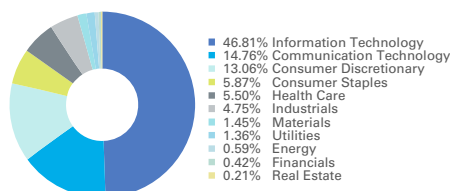
	MER <sup>1-2-3</sup> %	Fund Fee Rate %
Classic Series 75/75	2.96	-
Classic Series 75/75 Prestige 300	2.80	-
Classic Series 75/75 Prestige 500	2.63	-
Series 75/100	3.03	0.30
Series 75/100 Prestige 300	2.60	0.30
Series 75/100 Prestige 500	2.40	0.30

As at March 31, 2025

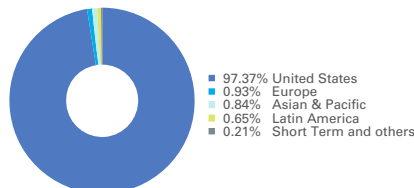
### Asset mix



### Sector allocation



### Geographic allocation



### Top holdings

(Total number of investments: 104)

Apple Inc.	8.91%
Microsoft Corp.	7.45%
NVIDIA Corp.	7.06%
Amazon.com Inc.	5.38%
Invesco QQQ Trust ETF	5.01%
Broadcom Inc.	3.46%
Meta Platforms Inc.	3.37%
Costco Wholesale Corp.	2.76%
Netflix Inc.	2.62%
Tesla Inc.	2.51%
<b>Total</b>	<b>48.53%</b>

### Growth of \$10,000 - Classic Series 75/75

Change in value for the Fund, using the year-by-year net returns shown below.



### Compound returns - Classic Series 75/75


YTD	3 months	6 months	1 year	3 years	5 years	10 years	Since inception
-8.67	-8.67	1.30	9.79	11.88	17.28	15.11	16.80

### Annuals returns as at December 31 - Classic Series 75/75

2024	2023	2022	2021	2020	2019	2018	2017	2016	2015
33.06	46.19	-29.47	22.47	41.51	28.17	5.86	20.31	1.09	26.75

Past returns are not indicative of future returns.





## Legal Notices

This publication contains information provided by companies not affiliated with iA Financial Group ("Third Party Content Providers"), including, but not limited to, ratings, stock indexes and company-classification systems ("Third Party Content"). Third Party Content is the property of and trademarked by the relevant Third Party Content Provider and has been licensed for use by iA Financial Group.

The information presented in this publication is provided for informational purposes only. iA Financial Group and Third Party Content Providers make no representations or warranties as to the information contained herein and do not guarantee its accuracy, timeliness, completeness or usefulness. iA Financial Group and Third Party Content Providers shall have no liability related to the use or misuse of the information provided herein.

The investment funds offered by iA Financial Group ("Funds") are not sponsored, endorsed, issued, sold or promoted by Third Party Content Providers. The latter shall bear no liability whatsoever with respect to any such Funds. Third Party Content Providers make no express or implied warranties with respect to the Funds, nor do they make any representation regarding the advisability of investing in the Funds.

Financial and economic publications of iA Financial Group are not written, reviewed or approved by Third Party Content Providers.

Any information contained herein may not be copied, used, or distributed without the express consent in writing of iA Financial Group and/or the relevant Third Party Content Provider.

### FTSE

Where FTSE indexes are used, or referenced: FTSE International Limited ("FTSE") © FTSE [2025]. FTSE® is a trademark of the London Stock Exchange Group companies and is used by FTSE under licence. "NAREIT®" is a trade mark of the National Association of Real Estate Investments Trusts and "EPRA®" is a trademark of the European Public Real Estate Association and all are used by FTSE under licence.

### NASDAQ

Nasdaq®, OMXTM, NASDAQ-100®, and NASDAQ-100 Index®, are registered trademarks of NASDAQ, Inc. and are licensed for use by iA Financial Group.

### GICS Classification

Where the Global Industry Classification Standard ("GICS") is used, or referenced: the GICS was developed by and is the exclusive property and a service mark of MSCI Inc. ("MSCI") and Standard & Poor's Financial Services LLC ("S&P") and is licensed for use by iA Financial Group.

### MSCI

The International Equity Index Fund, the Global Equity Index ACWI Fund, the Global Stock Account, the European Stock Account and the International Stock Account are each indexed to an MSCI index. MSCI indexes are licenced for use by iA Financial Group.

For more information about the MSCI indexes, visit <https://www.msci.com/indexes>.

## INVESTED IN YOU.

iA Financial Group is a business name and trademark of Industrial Alliance Insurance and Financial Services Inc.

1 844 442-4636

[ia.ca](https://ia.ca)